


	<i>R21/20</i>	<i>20DP</i>	<i>R31/20</i>	<i>PTM</i>	<i>R2WO</i>	<i>RR2W</i>	<i>20DP**</i>
Insert type	2way rocker	Double pole rocker	Intermediate rocker	Push -to-make rocker	2way & off rocker non retracive	2way & off rocker retracive	with printed symbol/name (see general notes)
Module size (height)	51mm	51mm	51mm	51mm	51mm	51mm	51mm
Modules size (width)	23mm	23mm	23mm	23mm	23mm	23mm	23mm
Module size (depth)	21mm	21mm	21mm	21mm	21mm	21mm	21mm
Minimum wall box depth	35mm	35mm	35mm	35mm	35mm	35mm	35mm
Wattage							
Current Rating	20AX	20AX	20AX	10AX	20AX	10AX	20AX
Voltage	250v AC	250v AC	250v AC	250v AC	250v AC	250v AC	250v AC
Max load	20amp inductive	20amp inductive	20amp inductive	10amp inductive	20amp inductive	20amp inductive	20amp inductive
Hz	50/60Hz	50/60Hz	50/60Hz	50/60Hz	50/60Hz	50/60Hz	50/60Hz
IP rating	IP2XD	IP2XD	IP2XD	IP2XD	IP2XD	IP2XD	IP2XD
Poles	Single	Double	Double	Single	Single	Single	Single
Terminal Capacity	see Note A	see Note A	see Note A	see Note A	see Note A	see Note A	see Note A
Earth Terminal Capacity	see Note B	see Note B	see Note B	see Note B	see Note B	see Note B	see Note B
Product Class 1	Must be earthed	Must be earthed	Must be earthed	Must be earthed	Must be earthed	Must be earthed	Must be earthed
Ambient Operating Temperature	-5° to +40°C	-5° to +40°C	-5° to +40°C	-5° to +40°C	-5° to +40°C	-5° to +40°C	-5° to +40°C
Recommended Location	Indoor use only	Indoor use only	Indoor use only	Indoor use only	Indoor use only	Indoor use only	Indoor use only
Max installation Altitude	2000m	2000m	2000m	2000m	2000m	2000m	2000m
BS EN ISO Standard	BS EN60669-1	BS EN60669-1	BS EN60669-1	BS EN60669-1	BS EN60669-1	BS EN60669-1	BS EN60669-1

Technical Info - Grid-It inserts (read in conjunction with General Notes)


	<i>CO20</i>	<i>FN</i>	<i>N</i>	<i>K21/20</i>	<i>K20DP</i>	<i>K21/20ELT</i>
Insert type	cable outlet (11mm)	fuse with 'halo' neon supplied with Fuselink to BS1362	neon	2 way Key switch	Double pole key switch	EMG LTG Test key switch
Module size (height)	51mm	51mm	51mm	51mm	51mm	51mm
Modules size (width)	23mm	23mm	23mm	23mm	23mm	23mm
Module size (depth)	31mm	20mm	20mm	21mm	21mm	21mm
Minimum wall box depth	35mm	35mm	35mm	35mm	35mm	35mm
Wattage						
Current Rating	20AX	13A		20AX	20AX	20AX
Voltage	250v AC	250v AC	250v AC	250v AC	250v AC	250v AC
Max load	20amp inductive	13amp		20amp	20amp	20amp
Hz	50/60Hz	50/60Hz	50/60Hz	50/60Hz	50/60Hz	50/60Hz
IP rating	IP2XD	IP2XD	IP2XD	IP2XD	IP2XD	IP2XD
Poles				Single	Double	Single
Terminal Capacity	see Note A	see Note A	see Note A	see Note A	see Note A	see Note A
Earth Terminal Capacity	see Note B	see Note B	see Note B	see Note B	see Note B	see Note B
Product Class 1	Must be earthed	earth bond via grid		must be earthed	must be earthed	must be earthed
Ambient Operating Temperature	-5° to +40°C	-5° to +40°C	-5° to +40°C	-5° to +40°C	-5° to +40°C	-5° to +40°C
Recommended Location	Indoor use only	Indoor use only	Indoor use only	Indoor use only	Indoor use only	Indoor use only
Max installation Altitude	2000m	2000m	2000m	2000m	2000m	2000m
BS EN ISO Standard	BS5733	BS5733 with Fuselink to BS1362	BS5733	BS EN 60669 - 1	BS EN 60669 - 1	BS EN 60669 - 1

Technical Info - Grid-It inserts (read in conjunction with General Notes)


 Grid-It Inserts	D4002	DKIT	BMOD	SS1	SS2
Insert type	400W 2 way dimmer	dimmer kit containing knob and inlays	Blanking module	socket c/w grid	socket c/w grid
Module size (height)	59.5mm		51mm	62mm	64mm
Modules size (width)	23mm		23mm	68mm	128mm
Module size (depth)	31mm		21mm	28mm	28mm
Minimum wall box depth	35mm		35mm	35mm	35mm
Wattage					
Current Rating	1.25 AMPS			13A	13A
Voltage	230v AC			250v AC	250v AC
Max load	400w resistive				
Hz	50Hz			50/60Hz	50/60Hz
IP rating	IP2XD			IP2XD	IP2XD
Poles				2 poles + Earth	2 poles + Earth
Terminal Capacity	see Note I			see Note C	see Note C
Earth Terminal Capacity	see Note B			see Note B	see Note B
Product Class 1	Must be earthed			Must be earthed	Must be earthed
Ambient Operating Temperature	-5° to +40°C	-5° to +40°C	-5° to +40°C	-5° to +40°C	-5° to +40°C
Recommended Location	Indoor use only	Indoor use only	Indoor use only	Indoor use only	Indoor use only
Max installation Altitude	2000m	2000m	2000m	2000m	2000m
BS EN ISO Standard	BS EN60669-2-1			BS1363	BS1363

Technical Info - Grid-It Sheer, Cheriton Hartland Grids


(read in conjunction with General Notes)

 Grid-It Ancillaries	<i>1g grid</i>	<i>2g grid</i>	<i>3g grid</i>	<i>4g grid</i>
Insert type	spare grid frame	spare grid frame	spare grid frame	spare grid frame
Plate material (see general notes)				
Size (single) height				
Size (single) width				
Size (single) depth				
Size (double) height				
Size (double) width				
Size (double) depth				
Size (large) height				
Size (large) width				
Size (large) depth				
Box fixing hole centres	60.3mm	60.3mm	120.6mm	120.6mm
Grid fixing hole centres	49.2mm	49.2mm	106.5mm	106.5mm
Minimum wall box depth				
Wattage				
Current Rating				
Voltage				
Max load				
Hz				
IP rating				
Poles				
Terminal Capacity				
Earth Terminal Capacity	11mm ²	11mm ²	11mm ²	11mm ²
Product Class 1	Must be earthed	Must be earthed	Must be earthed	Must be earthed
Ambient Operating Temperature				
Recommended Location	Indoor use only	Indoor use only	Indoor use only	Indoor use only
Max installation Altitude	2000m	2000m	2000m	2000m
BS EN ISO Standard				

Technical Info - Grid-It Sheer Plates
(read in conjunction with General Notes)


	1GFP	2GFP	3GFP	4GFP	SS1GFP	SS2GFP					
Insert type	Plate including grid	Plate including grid	Plate including grid	Plate including grid	Plate	Plate					
Plate material (see general notes)	Metal	Metal	Metal	Metal	Metal	Metal					
Size (single) height	86mm	86mm			86mm						
Size (single) width	86mm	86mm			86mm						
Size (single) depth	1.5mm	1.5mm			1.5mm						
Size (double) height			86mm	86mm		86mm					
Size (double) width			146mm	146mm		146mm					
Size (double) depth			1.5mm	1.5mm		1.5mm					
Size (large) height											
Size (large) width											
Size (large) depth											
Box fixing hole centres	60.3mm	60.3mm	120.6mm	120.6mm	60.3mm	120.6mm					
Grid fixing hole centres	49.2mm	49.2mm	106.5mm	106.5mm	49.2mm	106.5mm					
Minimum wall box depth											
Wattage											
Current Rating											
Voltage											
Max load											
Hz											
IP rating											
Poles											
Terminal Capacity											
Earth Terminal Capacity					11mm ²	11mm ²	11mm ²	11mm ²			
Product Class 1	Must be earthed	Must be earthed	Must be earthed	Must be earthed							
Ambient Operating Temperature											
Recommended Location						Indoor use only	Indoor use only	Indoor use only	Indoor use only	Indoor use only	Indoor use only
Max installation Altitude						2000m	2000m	2000m	2000m	2000m	2000m
BS EN ISO Standard											

Technical Info - Grid-It Sheer Plates
(read in conjunction with General Notes)


	6GFP	8GFP	9GFP	12GFP
Insert type	Plate including grid	Plate including grid	Plate including grid	Plate including grid
Plate material (see general notes)	Metal	Metal	Metal	Metal
Size (single) height				
Size (single) width				
Size (single) depth				
Size (double) height				
Size (double) width				
Size (double) depth				
Size (large) height				
Size (large) width	146mm	146mm	146mm	146mm
Size (large) depth	1.5mm	1.5mm	1.5mm	1.5mm
Box fixing hole centres	120.6mm	120.6mm	120.6mm	120.6mm
Grid fixing hole centres	106.5mm x 2	106.5mm x 2	106.5mm x 3	106.5mm x 3
Minimum wall box depth	Fit standard flush grid boxes with a depth of 40mm			
Wattage				
Current Rating				
Voltage				
Max load				
Hz				
IP rating				
Poles				
Terminal Capacity				
Earth Terminal Capacity	11mm ²	11mm ²	11mm ²	11mm ²
Product Class 1	Must be earthed	Must be earthed	Must be earthed	Must be earthed
Ambient Operating Temperature				
Recommended Location	Indoor use only	Indoor use only	Indoor use only	Indoor use only
Max installation Altitude	2000m	2000m	2000m	2000m
BS EN ISO Standard				

Technical Info - Grid-It Hartland Plates


(read in conjunction with General Notes)

 Hartland Grid-It	1GFP	2GFP	3GFP	4GFP	SS1GFP	SS2GFP						
Insert type	Plate including grid	Plate including grid	Plate including grid	Plate including grid	Plate	Plate						
Plate material (see general notes)	Metal	Metal	Metal	Metal	Metal	Metal						
Size (single) height	88mm	88mm			88mm							
Size (single) width	88mm	88mm			88mm							
Size (single) depth	5mm	5mm			5mm							
Size (double) height			85mm	85mm								
Size (double) width			144mm	144mm								
Size (double) depth			5mm	5mm								
Size (large) height												
Size (large) width												
Size (large) depth												
Box fixing hole centres	60.3mm	60.3mm	120.6mm	120.6mm	60.3mm	120.6mm						
Grid fixing hole centres	49.2mm	49.2mm	106.5mm	106.5mm	49.2mm	106.5mm						
Minimum wall box depth												
Wattage												
Current Rating												
Voltage												
Max load												
Hz												
IP rating												
Poles												
Terminal Capacity												
Earth Terminal Capacity							11mm ²	11mm ²	11mm ²	11mm ²		
Product Class 1	Must be earthed	Must be earthed	Must be earthed	Must be earthed								
Ambient Operating Temperature												
Recommended Location							Indoor use only	Indoor use only	Indoor use only	Indoor use only	Indoor use only	Indoor use only
Max installation Altitude							2000m	2000m	2000m	2000m	2000m	2000m
BS EN ISO Standard												


Technical Info - Grid-It Hartland Plates
(read in conjunction with General Notes)

 Hartland Grid-It	6GFP	8GFP	9GFP	12GFP
Insert type	Plate including grid	Plate including grid	Plate including grid	Plate including grid
Plate material (see general notes)	Metal	Metal	Metal	Metal
Size (single) height				
Size (single) width				
Size (single) depth				
Size (double) height				
Size (double) width				
Size (double) depth				
Size (large) height	146mm	146mm	210mm	210mm
Size (large) width	146mm	146mm	146mm	146mm
Size (large) depth	5mm	5mm	5mm	5mm
Box fixing hole centres	120.6mm	120.6mm	120.6mm	120.6mm
Grid fixing hole centres	106.5mm & 60.3mm	106.5mm & 60.3mm	106.5mm & 60.3mm	106.5mm & 60.3mm
Minimum wall box depth	Fit standard flush grid boxes with a depth of 40mm			
Wattage				
Current Rating				
Voltage				
Max load				
Hz				
IP rating				
Poles				
Terminal Capacity				
Earth Terminal Capacity	11mm ²	11mm ²	11mm ²	11mm ²
Product Class 1	Must be earthed	Must be earthed	Must be earthed	Must be earthed
Ambient Operating Temperature				
Recommended Location	Indoor use only	Indoor use only	Indoor use only	Indoor use only
Max installation Altitude	2000m	2000m	2000m	2000m
BS EN ISO Standard				


Technical Info - Grid-It Sheer CFX Plates
(read in conjunction with General Notes)

 Sheer CFX Grid-It	1GFP	2GFP	3GFP	4GFP
Insert type	Plate including grid and gasket	Plate including grid and gasket	Plate including grid and gasket	Plate including grid and gasket
Plate material (see general notes)	Metal	Metal	Metal	Metal
Size (single) height	86mm	86mm		
Size (single) width	86mm	86mm		
Size (single) depth (inc gasket)	4.4mm	4.4mm		
Size (double) height			86mm	86mm
Size (double) width			145mm	145mm
Size (double) depth (inc gasket)			4.4mm	4.4mm
Size (large) height				
Size (large) width				
Size (large) depth				
Box fixing hole centres	60.3mm	60.3mm	120.6mm	120.6mm
Grid fixing hole centres	49.2mm	49.2mm	106.5mm	106.5mm
Minimum wall box depth				
Wattage				
Current Rating				
Voltage				
Max load				
Hz				
IP rating				
Poles				
Terminal Capacity				
Earth Terminal Capacity				
Product Class 1	Must be earthed	Must be earthed	Must be earthed	Must be earthed
Ambient Operating Temperature				
Recommended Location	Indoor use only	Indoor use only	Indoor use only	Indoor use only
Max installation Altitude	2000m	2000m	2000m	2000m
BS EN ISO Standard				


Technical Info - Grid-It Sheer CFX Plates
(read in conjunction with General Notes)

	8C1G	8C2G	8C3G	8C4G				
Insert type	spare grid frame including gasket	spare grid frame including gasket	spare grid frame including gasket	spare grid frame including gasket				
Plate material (see general notes)								
Size (single) height					86mm	86mm		
Size (single) width					86mm	86mm		
Size (single) depth (inc gasket)							86mm	86mm
Size (double) height							145mm	145mm
Size (double) width								
Size (double) depth (inc gasket)								
Size (large) height								
Size (large) width								
Size (large) depth								
Box fixing hole centres	60.3mm	60.3mm	120.6mm	120.6mm				
Grid fixing hole centres	49.2mm	49.2mm	106.5mm	106.5mm				
Minimum wall box depth								
Wattage								
Current Rating								
Voltage								
Max load								
Hz								
IP rating								
Poles								
Terminal Capacity								
Earth Terminal Capacity					11mm ²	11mm ²	11mm ²	11mm ²
Product Class 1	Must be earthed	Must be earthed	Must be earthed	Must be earthed				
Ambient Operating Temperature								
Recommended Location					Indoor use only	Indoor use only	Indoor use only	Indoor use only
Max installation Altitude					2000m	2000m	2000m	2000m
BS EN ISO Standard								

Technical Info - Grid-It Hartland CFX Plates
(read in conjunction with General Notes)


 Hartland CFX Grid-It	1GFP	2GFP	3GFP	4GFP
Insert type	Plate including grid and gasket	Plate including grid and gasket	Plate including grid and gasket	Plate including grid and gasket
Plate material (see general notes)	Metal	Metal	Metal	Metal
Size (single) height	86mm	86mm		
Size (single) width	86mm	86mm		
Size (single) depth (inc gasket)	5mm	5mm		
Size (double) height			86mm	86mm
Size (double) width			145mm	145mm
Size (double) depth (inc gasket)			5mm	5mm
Size (large) height				
Size (large) width				
Size (large) depth				
Box fixing hole centres	60.3mm	60.3mm	120.6mm	120.6mm
Grid fixing hole centres	49.2mm	49.2mm	106.5mm	106.5mm
Minimum wall box depth				
Wattage				
Current Rating				
Voltage				
Max load				
Hz				
IP rating				
Poles				
Terminal Capacity				
Earth Terminal Capacity	11mm ²	11mm ²	11mm ²	11mm ²
Product Class 1	Must be earthed	Must be earthed	Must be earthed	Must be earthed
Ambient Operating Temperature				
Recommended Location	Indoor use only	Indoor use only	Indoor use only	Indoor use only
Max installation Altitude	2000m	2000m	2000m	2000m
BS EN ISO Standard				

Technical Info - Grid-It Hartland CFX Plates
(read in conjunction with General Notes)


 Hartland CFX Grid-It	8C1G	8C2G	8C3G	8C4G								
Insert type	spare grid frame including gasket	spare grid frame including gasket	spare grid frame including gasket	spare grid frame including gasket								
Plate material (see general notes)												
Size (single) height					86mm	86mm						
Size (single) width					86mm	86mm						
Size (single) depth (inc gasket)							86mm	86mm				
Size (double) height							145mm	145mm				
Size (double) width												
Size (double) depth (inc gasket)												
Size (large) height												
Size (large) width												
Size (large) depth												
Box fixing hole centres					60.3mm	60.3mm	120.6mm	120.6mm				
Grid fixing hole centres					49.2mm	49.2mm	106.5mm	106.5mm				
Minimum wall box depth												
Wattage												
Current Rating												
Voltage												
Max load												
Hz												
IP rating												
Poles												
Terminal Capacity												
Earth Terminal Capacity					11mm ²	11mm ²	11mm ²	11mm ²				
Product Class 1					Must be earthed	Must be earthed	Must be earthed	Must be earthed				
Ambient Operating Temperature												
Recommended Location									Indoor use only	Indoor use only	Indoor use only	Indoor use only
Max installation Altitude									2000m	2000m	2000m	2000m
BS EN ISO Standard												

Technical Info - Grid-It Cheriton Georgian Plates

(read in conjunction with General Notes)


 Cheriton Georgian Grid-It	1GFP	2GFP	3GFP	4GFP	SS1GFP	SS2GFP						
Insert type	Plate including grid	Plate including grid	Plate including grid	Plate including grid	Plate	Plate						
Plate material (see general notes)	Metal	Metal	Metal	Metal	Metal	Metal						
Size (single) height	88mm	88mm			88mm							
Size (single) width	88mm	88mm			88mm							
Size (single) depth	10.8mm	10.8mm			10.8mm							
Size (double) height			86mm	86mm								
Size (double) width			146mm	146mm								
Size (double) depth			10.8mm	10.8mm								
Size (large) height												
Size (large) width												
Size (large) depth												
Box fixing hole centres	60.3mm	60.3mm	120.6mm	120.6mm	60.3mm	120.6mm						
Grid fixing hole centres	49.2mm	49.2mm	106.5mm	106.5mm	49.2mm	106.5mm						
Minimum wall box depth												
Wattage												
Current Rating												
Voltage												
Max load												
Hz												
IP rating												
Poles												
Terminal Capacity												
Earth Terminal Capacity							11mm ²	11mm ²	11mm ²	11mm ²		
Product Class 1	Must be earthed	Must be earthed	Must be earthed	Must be earthed								
Ambient Operating Temperature												
Recommended Location							Indoor use only	Indoor use only	Indoor use only	Indoor use only	Indoor use only	Indoor use only
Max installation Altitude							2000m	2000m	2000m	2000m	2000m	2000m
BS EN ISO Standard												

Technical Info - Grid-It Cheriton Georgian Plates
(read in conjunction with General Notes)

 Cheriton Georgian Grid-It	6GFP	8GFP	9GFP	12GFP
Insert type	Plate including grid	Plate including grid	Plate including grid	Plate including grid
Plate material (see general notes)	Metal	Metal	Metal	Metal
Size (single) height				
Size (single) width				
Size (single) depth				
Size (double) height				
Size (double) width				
Size (double) depth				
Size (large) height	150mm	150mm	210mm	210mm
Size (large) width	150mm	150mm	150mm	150mm
Size (large) depth	10.8mm	10.8mm	10.8mm	10.8mm
Box fixing hole centres	120.6mm	120.6mm	120.6mm	120.6mm
Grid fixing hole centres	106.5mm & 60.3mm	106.5mm & 60.3mm	106.5mm & 60.3mm	106.5mm & 60.3mm
Minimum wall box depth	Fit standard flush grid boxes with a depth of 40mm			
Wattage				
Current Rating				
Voltage				
Max load				
Hz				
IP rating				
Poles				
Terminal Capacity				
Earth Terminal Capacity	11mm ²	11mm ²	11mm ²	11mm ²
Product Class 1	Must be earthed	Must be earthed	Must be earthed	Must be earthed
Ambient Operating Temperature				
Recommended Location	Indoor use only	Indoor use only	Indoor use only	Indoor use only
Max installation Altitude	2000m	2000m	2000m	2000m
BS EN ISO Standard				


Technical Info - Grid-It Cheriton Victorian Plates

(read in conjunction with General Notes)

 Cheriton Victorian Grid-It	1GFP	2GFP	3GFP	4GFP	SS1GFP	SS2GFP						
Insert type	Plate including grid	Plate including grid	Plate including grid	Plate including grid	Plate	Plate						
Plate material (see general notes)	Metal	Metal	Metal	Metal	Metal	Metal						
Size (single) height	88mm	88mm			88mm							
Size (single) width	88mm	88mm			88mm							
Size (single) depth	8.5mm	8.5mm			8.5mm							
Size (double) height			86mm	86mm								
Size (double) width			146mm	146mm			146mm					
Size (double) depth			8.5mm	8.5mm			8.5mm					
Size (large) height												
Size (large) width												
Size (large) depth												
Box fixing hole centres	60.3mm	60.3mm	120.6mm	120.6mm	60.3mm	120.6mm						
Grid fixing hole centres	49.2mm	49.2mm	106.5mm	106.5mm	49.2mm	106.5mm						
Minimum wall box depth												
Wattage												
Current Rating												
Voltage												
Max load												
Hz												
IP rating												
Poles												
Terminal Capacity												
Earth Terminal Capacity							11mm ²	11mm ²	11mm ²	11mm ²		
Product Class 1	Must be earthed	Must be earthed	Must be earthed	Must be earthed								
Ambient Operating Temperature												
Recommended Location							Indoor use only	Indoor use only	Indoor use only	Indoor use only	Indoor use only	Indoor use only
Max installation Altitude							2000m	2000m	2000m	2000m	2000m	2000m
BS EN ISO Standard												

Technical Info - Grid-It Cheriton Victorian Plates

(read in conjunction with General Notes)

 Cheriton Victorian Grid-It	6GFP	8GFP	9GFP	12GFP
Insert type	Plate including grid	Plate including grid	Plate including grid	Plate including grid
Plate material (see general notes)	Metal	Metal	Metal	Metal
Size (single) height				
Size (single) width				
Size (single) depth				
Size (double) height				
Size (double) width				
Size (double) depth				
Size (large) height	150mm	150mm	210mm	210mm
Size (large) width	150mm	150mm	150mm	150mm
Size (large) depth	8.5mm	8.5mm	8.5mm	8.5mm
Box fixing hole centres	120.6mm	120.6mm	120.6mm	120.6mm
Grid fixing hole centres	106.5mm & 60.3mm	106.5mm & 60.3mm	106.5mm & 60.3mm	106.5mm & 60.3mm
Minimum wall box depth	Fit standard flush grid boxes with a depth of 40mm			
Wattage				
Current Rating				
Voltage				
Max load				
Hz				
IP rating				
Poles				
Terminal Capacity				
Earth Terminal Capacity				
Product Class 1	Must be earthed	Must be earthed	Must be earthed	Must be earthed
Ambient Operating Temperature				
Recommended Location	Indoor use only	Indoor use only	Indoor use only	Indoor use only
Max installation Altitude	2000m	2000m	2000m	2000m
BS EN ISO Standard				